

Godolphin Accessibility Guide

Godolphin extends to 600 acres incorporating a medieval garden, farm buildings, an historic house and estate managed for nature conservation by the countryside team and a tenant farmer. Once busy with prosperous tin mines, the estate is now part of the Cornish Mining World Heritage Site.

National Trust Godolphin, Godolphin Cross, Helston, Cornwall, TR13 9RE.

T: 01736 763194

E: godolphin@nationaltrust.org.uk

What3words for main car park : [quit.warms.casually](https://www.what3words.com/?q=quit.warms.casually)

Introduction

- The mobile phone reception across most of the site is poor.
- The property was not built on level ground therefore there are a number of steps, ramps and slopes as well as cobbled surfaces around the buildings.
- Assistance dogs are welcome throughout the property. There is a water bowl near to the exit from Piggery reception. There is a dog-waste bin next to the 5-bar gate by the accessible car park. Non-assistance dogs are welcome everywhere except the House.
- There is an all-terrain mobility scooter (Tramper) and all-terrain wheelchair available to hire from the welcome hut.
- There are no power assisted doors on the estate.
- There is a visual story, large print guide, braille guide, easy read welcome, as well as BSL tours on a Lenovo tab 4.8 tablet available.
- There are sensory bags available to borrow, which include ear defenders (both adult and child available).
- There is an induction loop fitted in both Piggery reception and the welcome hut.
- There is a photo album available showing the interior of the House for visitors when it is not open and for visitors who are not able to access the first floor of the house, available at visitor reception and second hand bookshop.
- There is always a member of staff on site during opening hours who have completed training in emergency first aid. There are a number of staff members who have completed their mental health first aid qualification.
- All staff have completed Introduction to Everyone Welcome, Fire Safety and Safeguarding e-learning
- There are a number of staff who have completed training in Deaf awareness, disability awareness and autism awareness.

Arrival & Parking Facilities

- The site is in a rural location close to the village of Godolphin Cross. There are brown signs directing visitors from B3302 at Leedstown and from B3280 at Townshend.
- Arrival at Godolphin is indicated by a brown sign at the bottom of the drive, where it meets the unnamed road between Godolphin Cross and Townshend.
- There are four spaces for disabled visitors in the accessible car park at the top of the drive. This parking area is 50m from reception. The surface is gravelled and uneven in places. There are two drop off locations available, by Piggery reception and at the black gates at the entrance to the forecourt.

- The main car park is signposted off the main drive. After entering the main drive from the road, it is located on the right hand side after passing a gate and small pull-in on your right. There is a second car park which can accommodate small coaches off the main drive which is also signposted. Both car parks have surfaces of compacted gravel and are uneven in places.
- An area of the smaller coach park is occasionally cordoned off with bollards for reserved coach parking.


Seating

- There are picnic benches opposite the stables as well as located in the orchard, some of which are accessible picnic benches.
- There are benches throughout the side garden and King's Garden with backs and arms.
- There are two chairs with armrests in the Piggery.

WCs

- There are male and female toilets located in the Piggery as well as further toilets available on the entrance to the orchard.
- The unisex accessible toilet is located in Piggery reception and is a left hand transfer with baby changing available here too. All WCs in the Piggery have paper towel dispensers and LED lights with stone floors. The two WCs next to the entrance to the orchard are lit with motion activated fluorescent lighting with paper towel dispenser and a concrete floor.

Accessible WC in Piggery



Visitor Reception

- There is a wooden welcome hut building which is open most of the year from which staff and volunteers provide visitor welcome and visitor information. The Tramper is available to hire from here, which must be pre-booked by calling 01736 763194.
- The Piggery building houses the tea-room and a small retail area; and can also provide visitor welcome if the welcome hut is closed.
- The Piggery has a level concrete and slate flooring. The entrance is via a gravel surface and some concrete paving stones to a double entrance door. These are non-power operated doors opening 120cm wide and opening inward to 90 degrees. Staff and volunteers can assist with opening these doors if required. There are steps on the northern side of the Piggery building.
- There is natural light provided by several windows on the southern side of the building as well as glass doors.
- The tea-room counter is 90cm high
- An induction loop is available at the till
- Lighting is provided by LED spotlights throughout.



Food and beverage

- The Piggery tea-room sells a limited selection of sandwiches, cakes and hot & cold drinks.
- The tea-room is in the Piggery with 28 seats across six tables; two of which have arm rests.
- The counter is at 90cm high; staff can assist visitors with service and carrying trays as required.
- Members of visitor groups can sit at tables if queueing is difficult and a member of the group can ask catering staff for assistance.
- The floor is concrete and slate with LED lighting and stone white-washed walls. It can get noisy in here during busy periods.
- There are large-handled mugs and metal straws available as well as large handled cutlery.
- There are large blackboards indicating what products are on sale behind the counter, with large white lettering.
- Dairy free milk options are available as well as vegan and vegetarian options plus gluten-free packaged traybake slices.



Second Hand Book Sales

- There is a selection of second-hand books for sale in the Piggery.
- Staff can assist with reaching down items to view where they are at height and can assist with information on prices of items where required.

Stables and Barn

- The stables are located to the east of visitor reception accessed across an uneven gravel surface and raised cobbles which can be slippery when wet.



- The barn is located behind the Piggery and is currently undergoing conservation so is currently closed to visitors.



Forecourt and Inner courtyard

- The forecourt and inner courtyard area are located to the east of the stables. Access to the forecourt with circular lawn is across an uneven compacted gravel surface, up a raised lip onto cobbles which can be slippery when wet and down a metal ramp. The surface in the forecourt area is loose gravel.
- The inner courtyard is located beyond the colonnaded front of the House and is accessed by a wooden ramp coated with anti-slip paint.



- The surface underneath the colonnades and inner courtyard is made of granite slabs which can be slippery when wet. The undercroft is located on the far western side of the inner courtyard and is accessed by two stone steps. It is not currently possible to access the undercroft without using these steps.
- The second hand bookshop is located to the right as you enter the inner courtyard, via a wooden ramp. It is not always open as it is staffed by volunteers but there is always a range of second hand books available in the Piggery during opening hours if the second hand bookshop itself is closed.



Orchard and listed WCs

- The orchard and entrance to the side garden can be accessed from the forecourt. A fibreglass ramp accessed across loose gravel rises to a short section of small, raised granite lips interspersed with compacted gravel. Another short fibreglass ramp leads to a cobbled path and two further fibreglass ramps which lead on to a gravelled path and access to the orchard and side garden.



Cider House

- The Cider House is accessed via a gravel surfaced track running from the stables down across the bottom of the orchard to the lower floor of the Cider House.



- The lower floor is accessed via a glass door that opens outwards. It has a cobbled surface and is lit by LED spotlights.

- There is a lift to the upper floor which can accommodate a wheelchair but not the Trampler. There is seating available on the upper floor. The lift door opens outwards and is operated by a push button that requires continuous pressure.



Side Garden

- An accessible entrance to the side garden is via the orchard.
- Accessing the side garden from the orchard is by a hardened gravelled path up a short slope edged by grass.
- There is a route round the side garden avoiding steps – a map of this route is available from visitor reception and is attached.
- Path surfaces vary between hardened gravel, grass and woodchip throughout the side garden.
- There are three steps down into the potting shed and it is not currently possible to access this without using steps.

- There are several benches positioned throughout the side garden with backs and arm rests.



- There are two dry ponds at the top of the garden with a drop of 165cm. This is not fenced.
- There is a drop of 185cm from the top of the terrace to the bowling green wall. This is roped off.

King's Garden

- The King's Garden is accessed up a very uneven, sloping gravel track from outside the Piggery. It is not possible to access the King's Garden without using steps. There are four shallow and four large steps down to the Kings Garden. There are benches throughout the garden with backs and armrests.

King's Room

- The King's Room is accessed from the King's Garden and it is not possible to access the King's Room without using steps. There are six shallow steps up into the King's Room.

Shippons

- The East Shippon and yard area are accessed via an uneven gravelled sloping track up from the Piggery and across a short, grassed stretch into the farmyard. There is a compacted gravel surface in the farmyard area. There is a raised lip to access the milking parlour of the East Shippon which has a cobbled floor and no lighting.
- There is a compacted gravelled surface slope to the door of the dairy with space to accommodate the Trumper alongside. The doorway to the dairy

is 103cm and the surface here is made up of very uneven cobbles.



Holiday cottage access guide

There is a separate access guide available for holiday cottage guests when the house is let as holiday accommodation.

Contact details for more information

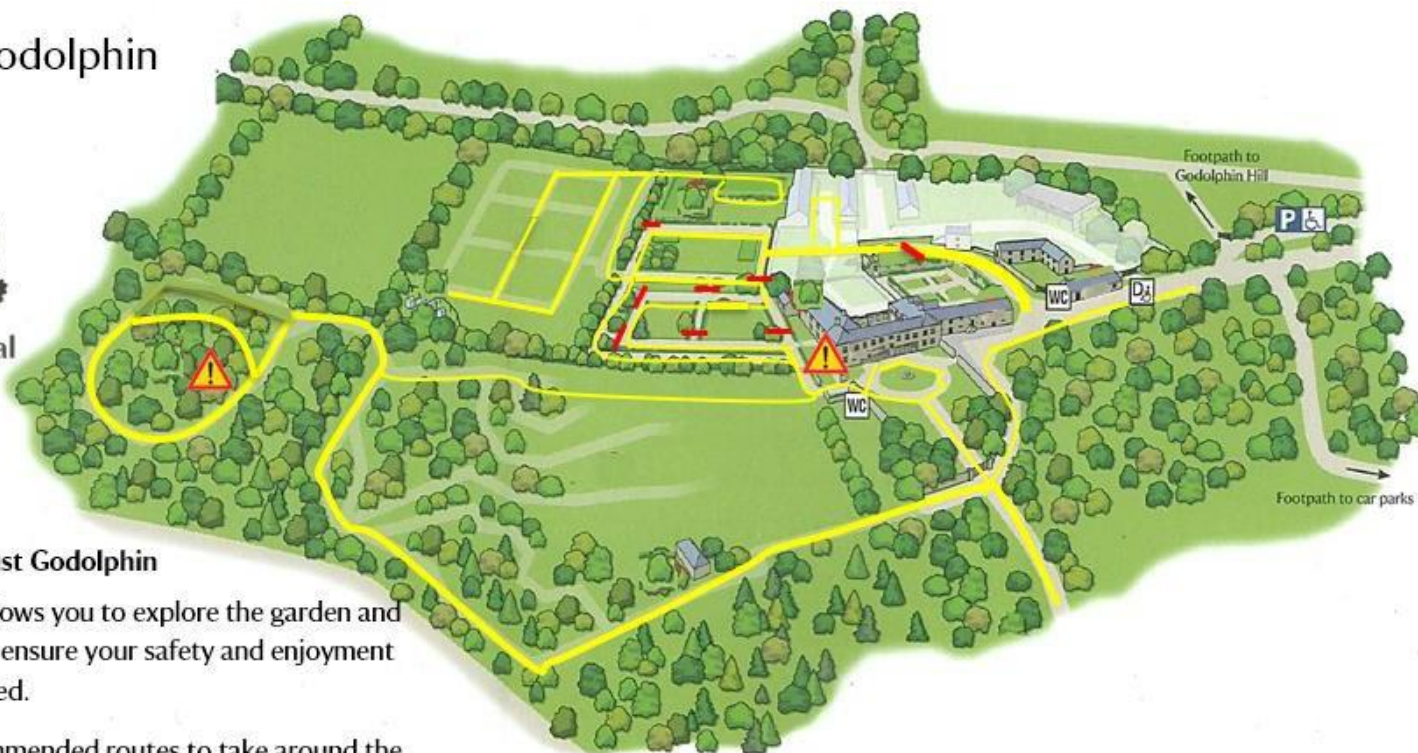
T: 01736 763194

E: Godolphin@nationaltrust.org.uk

Date 25 January 2024

National Trust Godolphin

Tramper route



Welcome to National Trust Godolphin

The all-terrain Tramper allows you to explore the garden and grounds at Godolphin. To ensure your safety and enjoyment the paths have been audited.


This map shows the recommended routes to take around the property. Please remain on these, taking note of the areas which are more challenging or are no entry areas due to steps in place (look for the symbols in the key).

Cider House - If a wheelchair is available, it is easier to use this to explore the building as the Tramper is not permitted in the lift. Remember to take the keys from the Tramper with you if you transfer to a wheelchair

An accessible toilet can be found in the Piggery reception.

If you have any questions please ask a member of staff who will be happy to help. Enjoy exploring!

Key

- Recommended route
- No entry due to steps
-  Challenging section, take care

In case of difficulty call: 01736 763194 or ask the person accompanying you to return to reception.