

# Photography

Non-commercial photography and filming is allowed everywhere. The National Trust is a safeguarding aware organisation and takes its responsibilities to protect children and vulnerable people seriously. We ask therefore that visitors refrain from filming or photographing other visitors.

If you wish to photograph and film at Brownsea Island for a commercial purpose, please contact [brownseaisland@nationaltrust.org.uk](mailto:brownseaisland@nationaltrust.org.uk) for licensing and permits. The use of drones is not permitted anywhere on the island.

## Things to remember

Only assistance dogs are permitted at Brownsea Island.

Smoking in the woods during dry weather can be dangerous and cause fires, if you need to smoke use the concreted surface in the pier area.

If you'd like this information in an alternative format, please call us on 01202 707744 or email [brownseaisland@nationaltrust.org.uk](mailto:brownseaisland@nationaltrust.org.uk)

Photography: Sophie Bolesworth/Olivia Gruitt/Robin Kitchin/Maisie Lamb/Amanda Shorey/Terry Whittaker  
© National Trust Images/Joe Cornish/Emma Goddden/Chris Lacey/John Millar/John Miller/Arnhel de Serra/Nick Upton

©National Trust 2023. The National Trust is a registered charity no. 205846


Printed on 100% recycled paper. Please recycle after use.  
[nationaltrust.org.uk](http://nationaltrust.org.uk)



The Scout Stone commemorates the first Scout camp



## Access guide Visiting Brownsea Island



Welcome  
to Brownsea Island



# Brownsea Island

The island is one and a half miles long and three quarters of a mile wide.

## Your safety and protection

Benches are placed at regular intervals around the island.

Please take care when walking on the island. As an outdoor site, please take care of natural hazards in the countryside. Keep to recommended paths and take note of any safety information. Paths may be uneven and there are steep and unstable cliffs in places as well as deep water and strong currents. As a working site, island vehicles may also be in use.

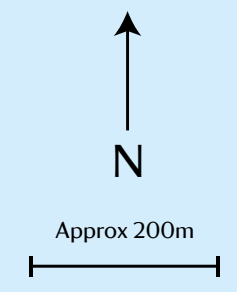
Mobile reception can be intermittent. Please call our duty manager on 07786 683226 in case of emergency.

**Our paths may be more difficult to get around when wet.**

Please let the wildlife and peacocks live naturally by not feeding them.

**There was a devastating fire on Brownsea in 1934. We're sure you agree with us that we don't want it to happen again. Please don't light fires, stoves or BBQs.**

Help keep Brownsea Island beautiful by taking your rubbish home. Thank you.



Water

Heath

Reedbeds

Boardwalk

Stepped access

No access along shoreline

Seating / benches

Woodland/Trees

Buildings

Accessible toilets

Squirrel shuttle bus

Bunkhouse

Café

Campsite

Castle

Church

Ferry

Hides

Incline

Historical interest

Natural Play Area

Snack van (seasonal opening)

Viewpoint

Visitor Information

Map produced by Dorset Wildlife Trust. Contains OS data © Crown copyright database 2021.

## Suggested walks

- We have marked out five routes for you to follow:
- Wheelchair accessible loop** 35 minutes
  - Squirrel shuttle bus route** 40 minutes
  - Wildlife and wetland walk** 45 minutes, some steps
  - Viewpoints and woodland walk** 40 minutes
  - Heathland walk** 40 minutes
  - Scouting and Maryland walk** 35 minutes
  - Woodland red squirrel walk** 15 minutes

## Who can help?


**Staff and volunteers**

Our staff and volunteers are always happy to help you – please ask. They are unable to assist you with pushing manual wheelchairs around – either ours or yours – but can advise on accessible routes.

Both staff and volunteers can be identified by their uniform red shirts and or black or red jumpers.

A First Aider and a Duty Officer are on duty every day. If you require their help please contact any staff or volunteer or call the Duty Officer mobile 07786 683226 and an aider will come to assist you.

In the event of an evacuation, please follow the instructions of the staff.



One of Brownsea's many stunning views



# Contents

|  |    |
|--|----|
| Welcome  | 4  |
| Opening times  | 5  |
| Admission  | 5  |
| Ferry prices   | 6  |
| Dorset Wildlife Trust members                                  | 6  |
| Assistance dogs  | 6  |
| How to get to us   | 7  |
| Getting to the boats   | 7  |
| Getting to Poole Quay or Sandbanks                             | 8  |
| Onboard experience   | 9  |
| Seahorse landing craft and timetable                           | 10 |
| Visitor Reception  | 11 |
| Electric buggy tour  | 11 |
| Engine Room  | 12 |
| Toilets  | 12 |
| Villano Café   | 12 |
| Visitor Centre   | 13 |
| Outdoor Centre   | 13 |
| Trading Post   | 13 |
| Places to stay   | 14 |
| Holiday cottages   | 16 |
| Information for families                                       | 17 |
| Deaf/hard of hearing visitors                                  | 17 |
| Blind/partially sighted visitors                               | 17 |
| Information for people affected by dementia and neurodiversity | 17 |
| Quiet spaces   | 18 |
| Wellbeing and mindfulness                                      | 18 |
| Viewpoints   | 18 |
| Tours and events   | 18 |



# Welcome to Brownsea Island

**Brownsea Island is dramatically located at the entrance to Poole Harbour, offering spectacular views across to Studland and the Purbeck Hills. The island has 500 acres of extraordinary beauty, with a wide range of habitats – from muddy seashores to brackish lagoon and freshwater lake, and open grassland, heath and pinewood woodland.**

The Dorset home of the increasingly rare red squirrel, with around 200 of them living and feeding on the lush pine forest, and a huge and important variety of birdlife and other fauna and flora. Brownsea is rich in history too, with remains of daffodil farming, pottery works and Maryland Village to explore, in addition to being the birthplace of Scouting and Guiding with a long history of supporting outdoor adventures.

Brownsea Island is owned by the National Trust and managed in partnership with Dorset Wildlife Trust, John Lewis and Partners, Church of England and Scouts and Guides. At its heart the challenge to support everyone to explore nature and beauty, that means that we are continually looking for ways to improve access and diversity – in the visitors we attract, the staff we employ and services we provide. More information can be found on the National Trust website :

[www.nationaltrust.org.uk/who-we-are/about-us/access-for-everyone](http://www.nationaltrust.org.uk/who-we-are/about-us/access-for-everyone)

We welcome everyone and make sure that reasonable adjustments are made where appropriate and viable and where access is not possible, improved interpretation facilities/services are being implemented whenever possible and we welcome feedback and suggestions for further improvement.

## Contact us

For any enquiries and reservations for the Seahorse accessible ferry, all-terrain wheelchair hire and buggy tours see below:

Tel: 01202 707744 option 8  
Email: [brownseaisland@nationaltrust.org.uk](mailto:brownseaisland@nationaltrust.org.uk)  
Brownsea Island, Poole, Dorset, BH13 7EE

**Brownsea Island Campsite**  
Email: [brownseaislandcampsite@nationaltrust.org.uk](mailto:brownseaislandcampsite@nationaltrust.org.uk)

**Dorset Wildlife Trust**  
Tel: 01202 709445  
Email: [info@dorsetwildlifetrust.org.uk](mailto:info@dorsetwildlifetrust.org.uk)

Visit our website for more information:  
[www.nationaltrust.org.uk/visit/dorset/brownsea-island](http://www.nationaltrust.org.uk/visit/dorset/brownsea-island)

## Opening Times

The countryside areas, Visitor Centre, toilets and Villano Café are open daily from mid-March to October.

The campsite is open from April to September.

The holiday cottages and bunkhouse are open all year round.

Our campsite refreshment kiosk opening varies according to the time of the year, changing with summer and busy days.

## Admission

### Ferry fare

All visitors, including members, are required to pay the ferry fare. Head to the 'planning your visit' section on the website where you'll find information on the different boat and ferry options to Brownsea Island, as well as pricing and timetables.

### National Trust Members

Will be charged for the ferry fare only, not admission. Please bring proof of membership with you to show Visitor Reception on arrival.

### Non-members

Island admission and ferry fare will apply. For pricing please see overleaf.

### Essential Companion/carer card


Please note that all visitors are required to pay the ferry fare, including essential companions and carers. The National Trust Essential Companion card allows you to bring whoever you need to support your visit and entitles them to free admission onto the island. The card is in your name and you simply show it when you arrive and your carer or companion will get free entry. If you are not an National Trust member, you will need to pay admission onto the island.

### Under 5s

Admission and ferry fare is free of charge for under 5s.

### Gift Aid

Gift Aid on entry is not currently available at this property.



From top: Visitors get ready to board the ferry; the abundant wildlife on Brownsea Island



## Admission and ferry prices

| Ticket type  | Admission | Ferry fare from Poole Quay | Boat fare from Sandbanks Jetty | Boat fare using Seahorse landing craft (accessible service) |
|--|-----------|----------------------------|--------------------------------|---|
| Adult  | £9.50     | £13.50                     | £9                             | £13   |
| Child (5-17)   | £4.75     | £6.75                      | £4.50                          | £4.50   |
| Family 1: includes two adults and three children         | £23.75    | £32.50                     | £22.50                         | –   |
| Family 2: one adult and up to three children (aged 5-17) | £14.25    | £19.50                     | £13.50                         | –   |
| Group rate for children (ages 5-17) (min 15 individuals) | £4        | £6                         | –                              | –   |
| Group rates for adults                                   | £9.50     | £13                        | –                              | –   |

## Dorset Wildlife Trust Members

National Trust members and non-members may also visit the Dorset Wildlife Trust (DWT) area of Brownsea Island. A suggested donation of £2 applies if you are not a member of DWT. If visiting as a DWT member and you wish to explore the National Trust area, you will need to pay the National Trust admission fee.

## Assistance dogs

Brownsea Island is a nature reserve, and we regret that for this reason no dogs are allowed on the island. All recognised guide, assistance or service dogs – including assistance dogs in training – are welcome. Please make sure they are wearing their designated jacket or lead slip.



View across the lagoon

## How to get to us

### Address:

Brownsea Island  
Poole  
Dorset  
BH13 7EE

Access to Brownsea Island is via foot ferry. We have three different boat and ferry options from the mainland:

- Poole Quay
- Sandbanks Jetty
- Seahorse



### Exploring the island





## Getting to Poole Quay or Sandbanks

### By car

To Poole Quay: Sat Nav BH15 1HP. Access Poole Harbour from the west take A35/A350 Dorchester-Poole road. From the east take A31 Ringwood-Poole road. From the north take A3081/A350 Shaftsbury-Poole road.

To Sandbanks Jetty (pre-bookable only): Sat Nav BH13 7QN. Once on the peninsular, keep right at the one-way system to avoid queuing for the chain ferry which is a car and passenger ferry across to Purbeck.

### Parking

To Poole Quay: Car parks in Poole are multistorey sites with concrete surfaces and lift access to all floors.

Sandbanks Peninsula: Follow the street parking guidance.

### Drop off or collect

Please note that there are no drop-off points by Poole Quay or Sandbanks Yacht company for the Seahorse. There is a drop off point by Sandbanks Jetty.

### On foot

To Poole Quay: From the Quay visitors car park in Poole: follow the pedestrian signage to Poole Quay where you will find ferries departing to Brownsea Island.

To Sandbanks Jetty: From Studland, catch the chain ferry as a foot passenger across to Sandbanks. Boats depart the jetty which is to the left of the chain ferry.

To Sandbanks Yacht company: (for pre-booked Seahorse crossings only) The pick up location is from Sandbanks Yacht Company slipway, postcode: BH13 7RD. Please note the Sandbanks Yacht Company operates a working boat yard so please be aware of vehicles and boats movements whilst on site. Passengers should congregate at the Sandbanks Yacht Company café where our skippers will meet you.

### By train

Poole station is 0.5 miles from Poole Quay. The Poole Town circular bus connects the quay with the bus and train stations.

Parkstone is 3.6 miles from Sandbanks Jetty / Sandbanks Yacht company.

### By bus

For Poole Quay or Sandbanks Jetty: the number 60 runs from Rockley Park via Poole Quay to Sandbanks Jetty. The numbers 8 and 9 run services close to Poole Quay via Hamworthy, Turlin Moor, Upton and Creekmoor. If travelling by public transport the Poole town circular bus connects the quay with the bus and train stations. Further bus information can be found here: [www.morebus.co.uk/services](http://www.morebus.co.uk/services).

### Cycling

Please note that it's not possible to bring bikes to the island. Cycle racks are available at Poole Quay. National Cycle Network route 25 runs from Blandford Forum to Bournemouth, via Wimborne Minster and Poole Quay.

## Onboard experience

### From Poole Quay

Visitors boarding the ferry at Poole Quay are required to use a stepped gangway to get in and out of the boat. The gangways are fitted with handles but require a degree of mobility when boarding at both Poole Quay and Brownsea Island. The ferry has seats on two levels and they have toilets on board. The first level of the vessel is enclosed and protected from the elements. Crossing time is about 20 minutes.

### From Sandbanks Jetty

Sandbanks Jetty has steps which you need to use to step down into the boat. There are then steps off the boat when you arrive on Brownsea Island. Although the vessel is exposed to the elements, it's only a short ride to the island – approximately 10 minutes.

Poole Quay ferry



Left: Poole Quay. Above: Sandbanks

Approaching the jetty at Brownsea



# Seahorse landing craft

The National Trust operates the Brownsea Seahorse; a wheelchair accessible boat that runs a bookable service on set days. For more information and to book, visit: [www.nationaltrust.org.uk/visit/dorset/brownsea-island/accessibility-on-brownseaisland](http://www.nationaltrust.org.uk/visit/dorset/brownsea-island/accessibility-on-brownseaisland)

Our Seahorse landing craft sailing times are chosen to fit in with tide times in Poole Harbour. As with all boat services to the island, this service may be cancelled due to bad weather however we will contact you if we have to cancel.

The pickup location is from Sandbanks Yacht Company slipway, postcode BH13 7RD. The entrance is next to the Stephen Noble Estate Agent. It is important to note that the Sandbanks Yacht company operates a working boat yard so please be aware of vehicle and boat movements whilst on site. Passengers are asked to congregate at the Yacht company café where our skipper will meet you.

While there's no parking at the Sandbanks Yacht Company, there's on-street parking and Pay and Display parking in the surrounding roads with available bays for blue badge holders.

Panorama Road BH13 7DR  
Brownsea Road BH13 7QR  
Seacombe Road BH13 7RJ  
Grasmere Road BH13 7RH

Sandbanks public beach car park BH13 8QJ is approximately a 5-minute walk.

The Brownsea Seahorse is open to the elements and there are no facilities on board. The crossing takes approximately 10 minutes.

If you need to bring one or two carers, they will be admitted to Brownsea Island free of charge. All passengers need to pay the Seahorse boat fare.




Entrance to Sandbanks Yacht Company, for access to the Brownsea Seahorse

## 2024 Timetable

| Dates            | Collection | Departure |
|------------------|------------|-----------|
| Fri March 29     | 10:00      | 16:00     |
| Fri April 12     | 11:00      | 16:30     |
| Fri May 10       | 10:30      | 16:00     |
| Mon May 27       | 11:00      | 16:30     |
| Mon June 10      | 11:00      | 16:30     |
| Mon June 24      | 10:30      | 16:00     |
| Mon July 8       | 10:30      | 16:00     |
| Wed July 10      | 11:00      | 16:30     |
| Wed July 24      | 11:00      | 16:30     |
| Wed August 7     | 10:30      | 16:00     |
| Fri August 9     | 11:00      | 16:30     |
| Fri August 23    | 11:00      | 16:30     |
| Fri September 6  | 10:30      | 16:00     |
| Mon September 9  | 11:00      | 16:30     |
| Mon September 23 | 11:00      | 16:30     |

Seahorse landing craft



# Visitor Reception

Our Visitor Reception is located just as you arrive at Brownsea Island pier, it has double sliding automatic doors - the entrance door is 196cm wide, and the building has a smooth wooden floor surface and step free access. Staff and volunteers can assist with opening the door if required. The reception desk is 91cm high, with a lower ledge at 76cm high. Staff will be pleased to come around to talk to anyone who cannot see over or reach up to the desk and there is a clipboard to use to write on if required.

Our reception is lit with energy efficient light bulbs and natural light. Chairs are available at Reception but they have no arm rests. Induction loops are fitted at all our tills.

## All terrain wheelchairs for hire

There are three adult manual all-terrain wheelchairs and one suitable for children available to borrow from reception. The loan is on a first-come, first-served basis but they can be prebooked by email [brownseaisland@nationaltrust.org.uk](mailto:brownseaisland@nationaltrust.org.uk) or by calling 01202 707744.

The wheelchairs are loaned at visitors' own risk. A member of the team will show you how to use them. We ask visitors to return the all-terrain wheelchair to Reception.

Brownsea Island is 1 mile long and 0.7 miles across and the majority of the tracks are rough gravel with potential hazards such as loose stones and tree roots. We recommend visitors wear comfortable, sturdy shoes.



Island Reception

# Electric buggy tour

There is a daily electric shuttle bus service leaving from near reception which tours the island, providing a combination of island tours and hop on, hop off services for those with children who want to catch a ride to further parts of the island. The tours are prioritised for our less mobile visitors. The guided tours have no induction loops. Places for the tours (including one wheelchair space) are limited, prebooking is recommended, you can call 01202 707744 or book on arrival at Reception. This service is run by volunteers, so services cannot be guaranteed.



Out and about in an all-terrain wheelchair



The shuttle bus



## Engine Room

The Engine room is located in the main courtyard near Reception and inside you'll find historical displays where you're invited to meet the characters that have shaped Brownsea Island.

The door is 76cm wide and it opens outwards, followed by a second door that is 70cm wide and also opens outwards. Staff/volunteers can assist with opening the doors if required.

The room is lit with energy efficient light bulbs and natural light and is contained on one floor. The Engine Room is an open space with no narrow corridors or doorways there is space to turn a standard wheelchair easily in the main room. There you'll also find our second-hand bookshop.

## Toilets

There are accessible toilets in the following areas:

- Main courtyard near Reception (160cm x 240cm)
- Outdoor Centre (145cm x 220cm).
- Near Visitor Centre which allows wheelchair access and transfer (200cm x 230cm) but they have no emergency alarm fitted.

There are baby changing facilities in the main courtyard and at the Visitor Centre but no adult changing table or hoist. All our toilets are lit with energy efficient light bulbs, fluorescent strip lights and natural light and have automatic hand driers or hand towels.



Left: The courtyard WCs



## Villano Café

Our main catering outlet is the Villano Café located 1 minute walk from Visitor Reception on the sea front. The surface leading to the café is gravel path leading to a paved walkway. There is level access to the building. The entrance door to the café is a wooden door and requires manual opening, by pulling the handle provided. The door is 130cm wide and opens outward. Staff/volunteers can assist with opening the door if required.

The Villano Café is contained on one floor with indoor seating with tables clearing 75cm underneath and has outdoor seating with wheelchair accessible picnic tables. Inside, the café is lit with energy efficient light bulbs and natural light. The seating area is an open space with no narrow corridors or doorways, but some tables are spaced apart at less than 120cm, although there is space to turn a wheelchair easily. There are seats in the café, but they do not have armrests.

The counter is 90cm high and staff/volunteers will assist visitors as required. The menu is displayed on boards over the counter, but staff/volunteers will assist with telling visitors the menu and price of items. Visitors with partial sight can request a large print of the menu. During the summer there is the snack van based at the Outdoor Centre, selling ice creams, cakes, biscuits and drinks. Please check at Visitor Reception for opening and closing times.



Left: Visitors enjoying a pit stop.  
Above: Inside the Villano Café

## Visitor Centre

Our Visitor Centre is where you can find interactive displays showcasing red squirrel stories and information about the fauna and flora at Brownsea Island. It is a 10-minute walk from Reception and the surface leading to it is an uneven gravel path with a slight incline as you approach the centre. There's level access to the building and the entrance door is glass, which requires manual opening by pushing on the handle provided. The entrance door opens inward and is 94cm wide. Staff/volunteers can assist with opening the door if required.

The Visitor Centre is lit with energy efficient light bulbs, fluorescent strip lights and natural light. The building is contained on one floor and is an open space with no narrow corridors or doorways. There is space to turn a wheelchair easily. There are seats available and some have armrests.

We try to ensure the Visitor Centre always has a volunteer presence, but cannot guarantee this and there may be times when it is left open for visitors to explore independently. Staff in Reception will be able to advise whether the centre is covered by a member of the team on the day, and we can provide assistance where necessary if not eg. should the doors need opening etc.



Top: the Visitor Centre. Above: Inside the Trading Post

The Outdoor Centre



## Outdoor Centre

The Outdoor Centre on Brownsea is situated on the south side of the island about a 30-minute walk from the island pier. The surfaces leading to the centre are two uneven stone paths. One provides access for vehicles and the other is a footpath past the scouts stone.

Surfaces around the buildings are uneven gravel paths with a raised wood decking area in front of the building.

A good amount of daylight is let inside the buildings through glass windows. Electric lights are low level and provide a dim glow. Doors are manually operated.

The buildings are on one level and accessed via the gravel path. All buildings are wheelchair accessible. There is also access to drinking water to fill visitors' water bottles.

## Trading Post

The Trading Post is located in the Outdoor Centre building at the site of Lord Baden-Powell's original experimental Scout camp, which took place in 1907. The Trading Post sells souvenirs.

The Trading Post floor is decked with wood. Doors are manually operated. The inside of the shop has narrow corridors with limited space for a wheelchair to turn. A good amount of daylight is let inside the building due to glass windows. Electric lights are low level and provide a dim glow. Staff/volunteers will be able to assist if required.



## Places to stay

### Campsite

The campsite grounds are adjacent to the Outdoor Centre and sleep up to 140 people per night between April and September as groups, families and individuals. The entrance is via a gate and gravel path – tree roots can make access uneven.

There is a downward-sloping boardwalk in situ allowing wheelchair access to the lower campsite from the Outdoor Centre and public toilets. There is grass covering the majority of the campsite and the camping areas are fenced from the main track. Wheelchair access is available. The ponds on the lower campsites have no fencing. Access is not permitted to these. Shady tree cover is available around the site.

Your luggage can be transported up to the campsite (if you arrive before 4pm). The reception team can direct you to the drop off point. Luggage will be delivered to the campsite by 5.30pm at the latest, but if you have mobility issues and would like to set up camp earlier, check with Reception or contact the team in advance.

For departures, visitors must drop their luggage off at the Campsite Reception by 9:50am. Luggage runs leave daily at 10am.

The luggage will be dropped off at the start of the Viewpoints and Woodland Walk marked yellow on the map. Luggage storage is not secure and bags are left at visitors' own risk. We cannot accept any responsibility for loss or damage to belongings.

Brownsea Island campsite has a selection of pitches. Our pitches are regularly rotated to support the conservation of this sensitive habitat and are allocated on a first-come, first-served basis. Special requests for specific sites or adjacent camping pitches, must be made when booking. We will always do our best to accommodate these when allocating pitches, but this cannot be guaranteed.

Each pitch has access to a communal field kitchen where you can cook your meals. It is not permissible to carry camping cookers and fuel on our boats.

The use of cooking equipment is included in the pitch fee and will be provided to you upon check in. This contains everything needed for cooking and preparing food including a cool box with cool blocks (which can be re-frozen) a water carrier and a kettle. You will need to bring cutlery and crockery. The campsite is staffed 24 hours a day, with overnight wardens on call. Out of hours Duty Officers can be contacted in an emergency.



### South Shore Lodge

South Shore Lodge is a grade 2 Victorian cottage situated on the south side of Brownsea Island. It has a private fenced garden with access to the sea. The lodge is about 20-minute walk from the island pier and the gravel path leading to the lodge is uneven. From the gate to the lodge building there's a concrete path. Access to the beach is available through the a gate at the far edge of the garden. The path to the beach is sloped and uneven in places.

Both front and back entrances are via several steps and there are no handrails in situ. The kitchen and rear doors are both manually operated and fairly narrow at 74cm wide. All rooms are either carpeted or lino floor, the kitchen is tiled.

All common rooms have a good amount of natural light and are fitted with energy efficient lights bulbs. The bedrooms have reduced natural light, but are fitted with energy efficient light bulbs.

The downstairs living area doorways are 74cm and 76cm wide and the downstairs bunkrooms doorways are 74cm and 70cm wide. The stairs leading to the bedrooms are 70cm at the bottom, 75cm on the midpoint and 85cm at the top. The upstairs bunkroom doorways are 76cm, 74cm and 70cm wide.

All rooms apart from the 'Nestbox', kitchen and toilet blocks have enough room for a wheelchair to turn, however the only step free room is the Leaders' room on the ground floor (this accommodates four people).

There are no toilets inside the lodge, all toilets are outside. Access is via a step. Mobile signal is patchy and some networks are better than others. A better signal can be found on the beach or at the top of the gravel track – both of these locations are around 2-5 minutes from the building.



The eco campsite. Inset from top: camping in the trees; outside and inside South Shore Lodge



## Holiday cottages

### Agent's House

Agent's House is situated just 3m from the water's edge. The house has three bedrooms, one dining room and separate sitting room. The cottage has a private garden overlooking the island's lagoon. Access is via steps and the rooms are on two floors with narrow corridors, making it inaccessible for wheelchair users.

### Custom House

The newly-converted cottage is next door to the Agent's House, right at the water's edge. The cottage is a single-storey house and has plenty of natural light. The accommodation consists of an entrance hall, lounge and open plan double bedroom, shower room and kitchen. There is a step up to the front door, making it inaccessible for wheelchair users.

## Information for families

Pushchairs and buggies can be taken to the island on the Poole Quay service only. Most of the island tracks are rough gravel and tree roots. However, we do offer all terrain pushchairs which can be prebooked in advance. Please call 01202 707740 to book one ahead of your visit.

There are baby-changing facilities in the courtyard and Outdoor Centre. We have family and adventure trails and activities in the Visitor Centre as well as an interactive display on Brownsea Island's fauna and flora.

The natural play area is a 20-minute walk from Reception and is the perfect setting for a family adventure. The play area is equipped with balancing beams, climbing frames and see-saws.

We provide daily guided walking tours of the island. At present, we do not use induction loops.

## Deaf/hard of hearing visitors

Induction loops can be found near tills at Visitor Reception and the Villano Café. The scripts for all our tours can be provided upon request. In rooms where there is the use of films and videos, subtitles are used.

## Blind/partially sighted visitors

Due to the nature of our paths and the fact the island is a countryside site, some paths may be slippery and more difficult to navigate when wet. Please be aware that we have steep slopes and drops from height in some areas of the island. Large print maps are available at the reception.

The objects in the Engine Room and in the Visitor Centre are there to be handled. Feel free to ask one of our staff or volunteers if you would like to feel an object in particular.

The Villano Café is able to provide a large print of the menu, but feel free to ask our staff/volunteer if you need the menu to be read out to you.

## Information for people affected by dementia and neurodiversity

Dress comfortably and according to the weather. We are an island and the weather can change dramatically in the course of a day. Wear comfortable shoes for walking on uneven surfaces.

If you wish to avoid queues, try to arrive early, preferably on our first boat at 10am from Poole Quay, or use the bookable Sandbanks service. The Sandbanks service out of school holidays can be a quieter service as there are fewer people who use it.

The peak visitor period is June – September, but Easter and school holidays as well as bank holidays can also be busy. Weekends are generally busier than weekdays.

Our Villano Café offers an outdoor quiet seating area at the back of the café, surrounded by a walled garden with vines and olive trees.

We offer SEND (Special Educational Needs and Disability) backpacks with a wide range of resources and ideas to support visitors with additional sensory needs on their visit to the island. Please call 01202 707740 to book one ahead of your visit.



SEND borrow bags



## Quiet spaces

### Wellbeing and mindfulness

There are quiet woodland paths around Brownsea with glimpses of Poole Harbour through the trees. Benches are dotted around the island to allow you to stop and rest for a while and gather your thoughts. The Dorset Wildlife Trust area on Brownsea is a peaceful retreat to spend time in, watching the wildlife and listening to the sounds of nature which can help to promote a sense of wellbeing and mindfulness.

### Viewpoints

The island has six viewpoints marked on the map and these are places that allow for the best view on the island.

### Tours and events

We offer a wide range of daytime and evening events throughout the year, including special tours and walks, live performances and workshops. Some of the walks and guided tours are free, for example our daily guided walks, accessible shuttle bus tours and squirrel walks in autumn. Some particular events, have an additional cost and a separate ticket must be purchased. Information for all the events at Brownsea Island can be found on our website:

**[www.nationaltrust.org.uk/visit/dorset/brownsea-island](http://www.nationaltrust.org.uk/visit/dorset/brownsea-island)**

Reasonable additional arrangements can be made for attendees with additional needs as long as we know in advance. If you book a ticket for any of our events, let us know as soon as possible of any access requirements so we can provide the best service.



Sunset at Brownsea Island