



National
Trust

Cobham Mausoleum & Wood—and surrounding area

Please see website for opening times for Mausoleum &
South Lodge Barn and Owletts.

Why I love the wood:
*'I like to get off the main routes and follow
one of the trails. If you take the long way
round, you might discover a magnificent
ancient tree or sun dappled glade.'*

Some of my favourite places are
highlighted for you to find.

Jonathan Ireland
Ranger at Cobham



Owletts
See website for
opening times

Cobham
(Village)

South Lodge Barn
See website for
opening times

**Shorne Woods Country Park
and Visitor Centre**
(Pay & Display - not National Trust)







Gravesend
A2

Rochester
A2



Mausoleum

Mausoleum OS Grid ref: 178:TQ694683

-  Pink route - approx. 1 mile / 1.6 km
-  Black route - approx. 4 miles / 6.4 km
-  Orange route - approx. 1 mile / 1.6 km
-  Red route - approx. 1.2 miles / 1.9 km
-  Green route - approx. 1 mile / 1.6 km
-  Viewpoint

Approx. distances

Shorne Woods to South Lodge - 1.5 miles / 2.4 km
Owletts to South Lodge - 1 mile / 1.6 km

