

# This is Calke Abbey

This visual story will give you  
an idea of what you might



and who you might meet  
when you come to visit.



National  
Trust



# Arrival

You will come down a long drive to Middle Lodge and meet a member of the Welcome team.

If you're a member you can scan your membership card here.

If you need tickets, you can pay for admission to the Park and Gardens here.



# Parking for Calke Explore

Main parking for Calke Explore is on the grass field just beyond the admission hut. It is a short walk from here to Calke Explore, with directional signs in place.

The car park beyond remains open for accessible parking and EV charging as usual, but may be limited.



# Calke Explore Car Park



The entrance to Calke Explore is shortly after Middle Lodge. There is a one-way system, so you cannot drive here if you go to the main car park first.

There are accessible spaces on the left, and EV charging on the right. The exit from the car park is at the far end.



# Construction work at Calke Explore

This year, construction work will be taking place in the main car park at Calke Explore. This may be noisy at times, with heavy machinery.



Car parking spaces at Calke Explore will be limited, but all other spaces are open as normal.



# Calke Explore

There is a kiosk selling takeaway refreshments, and you can find cycle hire near the car park.

There are toilets here, including an accessible toilet and Changing Place. Both include a baby changing facility.



# Play area

This is the natural play area at Calke Explore with wooden play equipment, it is near the car park. Here you'll find things to explore, touch and play with. There are some benches.



This place can get noisy. Other visitors may be running, jumping or shouting as they play.



# Main Car park

If you do not stop at Calke Explore, you will arrive in the main car park. You can find accessible spaces close to the Ticket Office.

Staff may direct you to park in one of the overflow areas on busy days. Please let them know if you need the accessible car park, and they will direct you.



# Construction work in the main car park

From August, construction work will be taking place in the main car park at Calke Explore. This may be noisy at times, with heavy machinery.



When the main car park is full, staff will direct you to park on a large grassed area, or in the accessible car park if requested.



# Ticket Office

You can buy House tickets or membership here, and borrow a sensory bag, if you need one.



Inside you might meet our visitor welcome team who wear a black uniform, and a name badge.

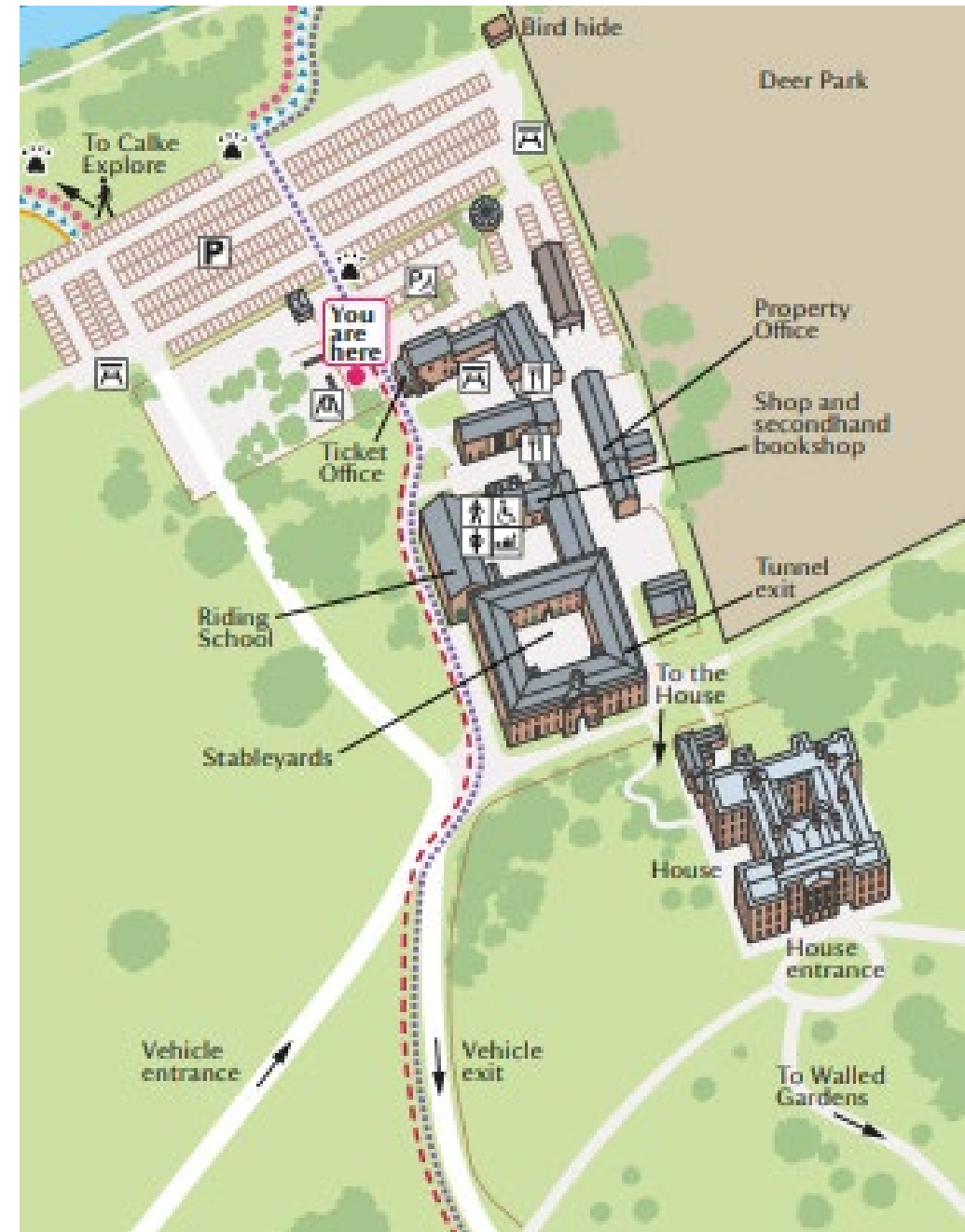


This can be a busy and loud space.

# Walking routes

This is the map of Calke. There are routes around the parkland, with coloured arrows.

There is a mix of pathways – hard surfaced, gravel, grass and compacted earth.



# Toilets and baby change

The nearest toilets on arrival are in the Stableyards, near the Restaurant and Shop.

Here you'll find an accessible toilet, ladies and gents' toilets, and a baby change with unisex toilet.

 The hand driers in the toilets make a loud sound.



# Where you might eat

There is a restaurant and café near the Stableyards, both with level access and seating outside.



The café is dog-friendly, and there is a dog-friendly area at the far end of the restaurant.



This can be a busy space with lots of smells.



# Gift Shop

There is an indoor gift shop in the Stableyards, near the restaurant.

 You might see toys, blankets and food to buy.

 This can be a noisy and busy area.




# Route to the House and Gardens


For the house and gardens walk past the Stableyards on the left. Go through a small corridor before the brown gates. Then turn right under a large archway and go through the green gate on your left.

 There is a short film playing in the  
 room to the left of the archway.



# The Gardens

 There are several walled areas of garden, an orangery and glasshouses. You might see and smell lots of flowers and herbs.

There are ladies' and gents' toilets in the garden, and an accessible toilet which includes a baby changing table. The hand driers  make a loud sound.



# Entering the House

You will need to show your membership card or ticket at the front door.

You may be asked to leave large bags in a free locker or borrow a tote bag. This helps to protect the fragile collection inside.

If you need to keep your bag, just let a volunteer know.



# Inside the House

Volunteers are available in most rooms – they will be wearing a name badge. They can provide you with information about the room and help with any questions.

You will see taxidermy in many rooms.

The tunnels may be echoey.



# Play area

This is the main play area with wooden play equipment. It is near the car park. Here you'll find things to explore, touch and play with. There are some benches.



This place can get noisy. Other visitors may be running, jumping or shouting as they play.



# Meet the team

We are here to help, staff are available at the Ticket Office.

If you'd like to talk to us before your visit, please email us and we can call or email you back -  
[calkeabbey@nationaltrust.org.uk](mailto:calkeabbey@nationaltrust.org.uk)





National  
Trust

If you'd like this information in an alternative format, please email [calke.abbey@nationaltrust.org.uk](mailto:calke.abbey@nationaltrust.org.uk) or call 01332 863822.

Images ©National Trust Images/ Caroline Tallis

©National Trust 2025  
Registered charity no. 205846