

What will I hear?

What will I feel?

Croogles

What will I see?

What will I smell?

Making your own pair of Croogles is really fun and a bit like creating your very own super powers...

Make your very own pair of Croogles and create super stories about what you find, like the children from Grove primary school who worked with artist Emma Bowen to create the first ever pair of Croogles! You might create your own super outfit as well with cardboard tubes, paper hats, rubber wellies and maybe even a mermaid's cape!

You have the power to be your own creative super person!



*They help us see clear, far or near,
They help us listen to sounds we hear
They help us to smell, they help us to feel...
What will your pair of Croogles reveal?*

What will you find? What will you learn?

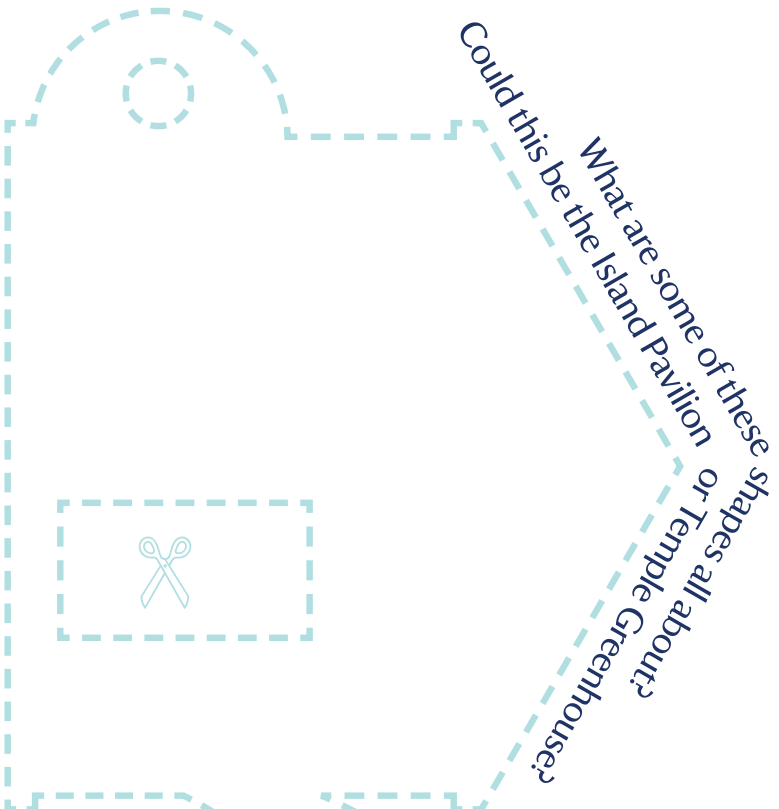
*What will you share now its your turn?
A Croogle maker, connecting with nature,*

WOW

You are an adventure creator!


Croogles

To help your super pair of Croogles last even longer
Back them with cardboard to make them stronger.



What are some of these shapes all about?
Could this be the Island Pavilion or Temple Greenhouses?

Fix string through the holes to secure them around your head.
Having your mask slip off is what every hero dreads.



You may need help cutting along the dotted lines!
Even super people need help sometimes!

Croogles

These 5 ideas will help you on your way,
while you use your Croogles when you go out to play!

Crawl, walk, run or bounce -

being active really counts!

Dream and wonder with your imagination,
and **keep learning** with self education!

Take notice in all the things that you see.

Often, the most beautiful things that we value are free!

Speak and listen to someone you love and respect,
as sharing our thoughts helps us **connect**.

Give to others and keep being kind.
Building on love is the greatest design!

Croogles

You already have the great power to imagine,
like the designer called Robert Adam.

At Croome he designed buildings and designed rooms.

How will you design your Croogles?

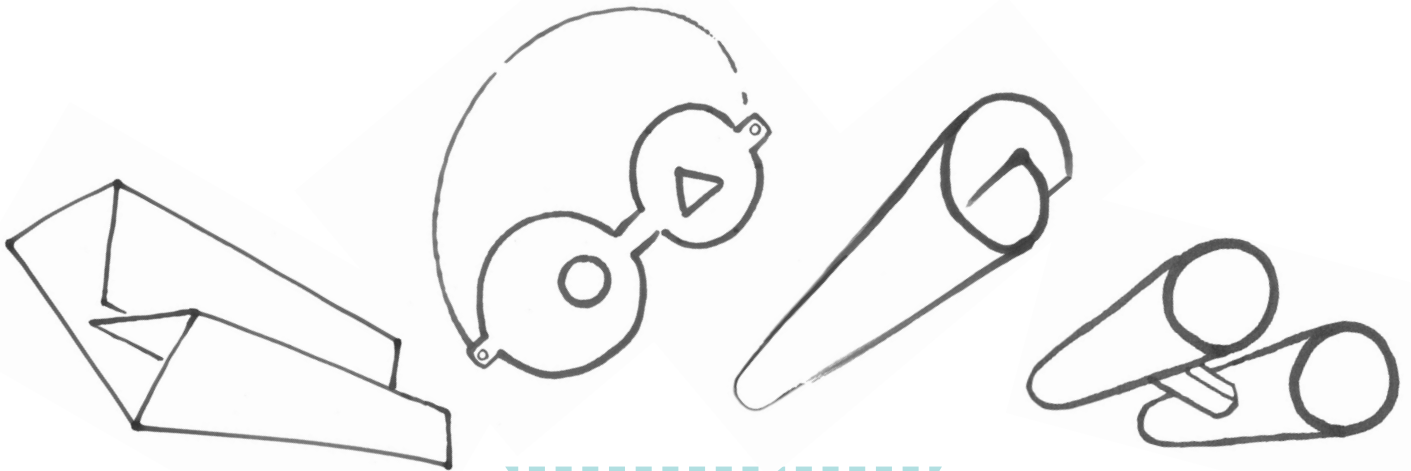
What colours will you choose?

Be creative, be brave and bold.

Use different shapes, cut out and fold.

It'll be hard to stop once you've begun,

Because creating Croogles is oodles (lots) of fun!



You will need:

- ✓ Ideas
- ✓ Curiosity
- ✓ Paper/card
- ✓ Scissors
- ✓ Sticky tape
- ✓ String

Find out more about the project and Grove Primary School's adventures
at www.nationaltrust.org.uk/croome