






Finding your way around

- 1 Reception building
- 2 House entrance
- 3 Courtyard: toilets, gift shop, Kitchen Café, Coach House Café, Old Stable bookshop
- 4 Picnic area
- 5 Wildflower meadow
- 6 Garden
- 7 Sheepwash pond and picnic area
- 8 Little Wix Wood and picnic area
- 9 Centenary Wood and picnic area
- 10 Wizard Wix's Willow Warren – natural adventure area for children, and picnic area
- 11 Ice house (access only when garden is open)
- 12 Temple (access only when garden is open)
- 13 Car park
- 14 To overflow car park

Walks (approx length)

-  Long Walk (4 km)
-  Wix Woods Walk (2 km)
-  Fanny Boscawen's Walk (890 m)

Types of surfaces

-  Easy, hard surface, path or road
-  Natural earth path
-  Open parkland: uneven underfoot
-  Temporary path

