

1 – Lime tree 🌿
 Species –
Tilia x europaea
 Age - mid-18C
 Girth – 375cm



Located next to the Church, well developed Open grown tree

2- Horse Chestnut tree 🌿
 Species - *Aesculus hippocastanum*
 Age - early-18C
 Girth – 450cm



Located on the back lawn, this is a very fine tree and a great wildlife habitat

3 – Sweet Chestnut 🌿
 Species –
Castanea sativa
 Age – early-18C
 Girth – 445cm



Excellent wildlife habitat for birds and squirrels

4 –Lime Avenue 🌿
 Species –
Tilia x europaea
 Age – early-18C
 Girth – vary from 255cm & 420cm



Originally planted to line the drive way to the Tudor house

5 – Pollarded Ash 🌿
 Species –
Fagus sylvatica
 Age – circa 1898
 Girth - ?



An interesting tree and An example of pollarding

6 - Pedunculate Oak 🌿
 Species –
Quercus robur
 Age – Ancient
 Girth – 390cm



An ancient oak, the top has been blown off and has possible had a lightning strike on its north side

7 – Pedunculate Oak 🌿
 Species –
Quercus robur
 Age – Ancient
 Girth – 520cm



A very fine ancient Oak, that will be used to propagate from.

8 - Pedunculate Oak 🌿
 Species - *Quercus robur*
 Age - Ancient
 Girth - 565cm



A fine example of an Ancient oak, however it is hollow, and filled with concrete, this was considered good practice in the 1900's , but is no longer use as can produce toxins.

9 - Pedunculate Oak 🌿
 Species –
Quercus robur
 Age – Ancient
 Girth – 520cm



This tree has a lot of burring, this is the growth on its side, but rather than detracting from it, burred wood is highly prized in carpentry.

10 – Sweet Chestnut 🌿
 Species –
Castanea sativa
 Age – Ancient
 Girth – 535cm



Very large tree with a massive root plate. Dead wood in crown possibly by a lightning strike

11 - Pedunculate Oak 🌿
 Species –
Quercus robur
 Age – Ancient
 Girth - 410cm



Ancient oak with a lot of dead wood in the crown.

12 – Pedunculate Oak 🌿
 Species – *Quercus robur*
 Age – Ancient
 Girth – 425cm



The finest example of an oak in the parkland, A classic shape with even open growth.

13 – Black Walnut 🌿
 Species –
Juglans nigra
 Age – circa 1936
 Girth – 255cm



A fine example of its kind and part of Ralph Dutton's re-planting the parkland.

14 – Sycamore 🌿
 Species –
Acer pseudoplatanus
 Age – ?
 Girth – 395cm



A fine tall tree, however another victim of concrete filling.

15 - Ash 🌿
 Species –
Fraxinus excelsior
 Age – ?
 Girth – 385cm



With the threat of Ash Die back this tree's Importance has risen. A fine example of Its kind.

16 - Pedunculate Oak 🌿
 Species – *Quercus robur*
 Age – Ancient
 Girth – 630cm



A massive tree Possibly 500-600 years old, dating back to Tudor times, it survived the Civil War and is the most iconic tree on the Estate.



Hinton Ampner ancient tree trail

Explore the tranquil parkland and discover its nationally important trees. Historically important trees are broken down into 3 categories, Ancient, Notable and Veteran, at Hinton Ampner we fortunate enough to have trees in all of these, as well as many other historic trees.

















Ancient trees: Historically important trees. Often have huge girths but may not be tall as they shrink down with age. They are in the third or final stage of life. They also support wildlife that cannot live anywhere else.

Veteran trees: Trees in the second stage of life, important habitats for wildlife and fungi, generally old but can include some younger trees, where premature aging characteristics are present.





Notable trees: Trees of local importance or those considered to be the next generation of 'Veteran trees'.

There are pictures on the reverse to help you identify the trees, as due their historic nature we are unable to mark them.



- 1 - Lime tree 
- 2- Horse Chestnut tree 
- 3 - Sweet Chestnut 
- 4 - Lime Avenue 
- 5 - Pollarded Ash 
- 6 - Pedunculate Oak 
- 7 - Pedunculate Oak 
- 8 - Pedunculate Oak 
- 9 - Pedunculate Oak 
- 10 - Sweet Chestnut 
- 11 - Pedunculate Oak 
- 12 - Pedunculate Oak 
- 13 - Black Walnut 
- 14 - Sycamore 
- 15 - Ash 
- 16 - Pedunculate Oak 

General Information

-  Notable tree
-  Veteran tree
-  Ancient tree
-  Other trees of interest

 Route  Fence line

  Start/Finish

Walk is on uneven ground and not suitable for wheelchairs as there is a stile to cross. Takes approx 45mins