

# 'Stowedrop' season






See the gardens bursting with snowdrops or as we fondly like to call them 'Stowedrops'.

Enjoy chilly walks in the New Year to spot the early signs of them peeping through as they develop in the masses throughout the Elysian Fields, Sleeping Wood and Lamport Garden.










Leave the New Inn visitor centre behind you and take your time to stroll down Bell Gate Drive, as visitors to Stowe have done for nearly 300 years. You can explore and create your own path through the garden to find the snowdrops.

Share your 'Stowedrop' moments with us on social media

-  National Trust Stowe
-  @NTStowe
-  NT\_Stowe



**Key**

	Visitor Reception		Toilets
	Buggy Collection Point		Dog waste bin
	Shop		Path
	Car park		Grass path
	Café		

Please note this map is intended as a guide only and is not drawn to scale